

Let's get started

So you've been to the doctor, and it turns out you have hypogonadism, a medical condition sometimes known as Low Testosterone. Now what? Your doctor prescribed AndroGel 1.62%, the #1 prescription topical testosterone replacement therapy.* Now you just need to fill your prescription, and use it every day, strictly following the recommended instructions for use. We're here to help on both those fronts.

The Restoration Program was created to help keep you on track with your treatment. So what do you get when you enroll? You'll save with every prescription by using the card on the front of this brochure. Plus, you'll get tips and tools that will help you work with your doctor as you raise your testosterone levels and find your appropriate dose.

In this brochure, we'll offer you some details on how AndroGel 1.62% works and why it's important to stick with your treatment and stay in contact with your doctor, as well as how to enroll in The Restoration Program.

It is estimated that millions of men could potentially be affected by hypogonadism. Your doctor has determined that you are one of them. But you also have the chance to do something about it. Now let's go to work.

*As of September 2012

AndroGel
(testosterone gel) 1.62% 

Low testosterone is a number. It's not you.

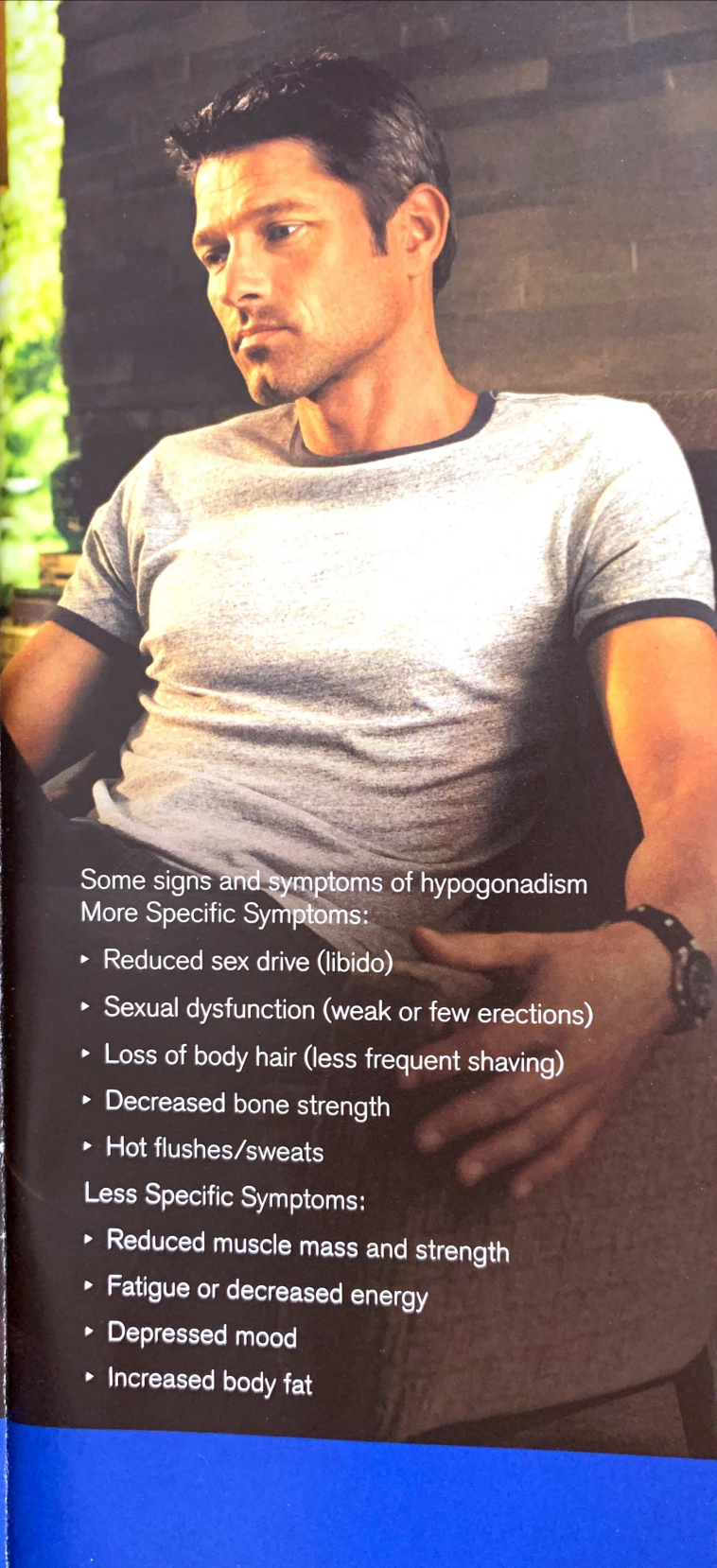
Let's cover the basics. Testosterone is a hormone made in the testes. It's responsible for the normal growth and development of the male sex organs and for the maintenance of other physical characteristics of men, such as body and facial hair.

In men, testosterone is made in the testes, the reproductive glands that also make sperm. The amount of testosterone made by the testes is controlled in the brain by the hypothalamus and the pituitary gland. It's measured in nanograms per deciliter. In healthy adult men, testosterone is considered to be in the normal range when levels are between 300 ng/dL and 1000 ng/dL. But sometimes testosterone levels can drop too low. Typically, a man's testosterone is considered low if it's below 300 ng/dL. Low testosterone levels in the blood due to a problem with the testes and/or parts of the brain that regulate the testes are seen in males with a medical condition known as hypogonadism (high-poh-GO-nad-ism), or Low Testosterone.

Hypogonadism can affect more than just your sex drive. The symptoms of hypogonadism are divided into two groups—more specific and less specific.

More specific are closely related to hypogonadism. Less specific are not closely associated with hypogonadism and could be a result of another medical condition.

Which hypogonadism symptoms are you experiencing?

A photograph of a man with dark hair and a light beard, wearing a grey t-shirt with dark trim on the sleeves and collar. He is sitting in a chair, looking off to the side with a thoughtful expression. The background is dark and textured, possibly a brick wall. The lighting is dramatic, highlighting his face and the texture of his shirt.

Some signs and symptoms of hypogonadism
More Specific Symptoms:

- ▶ Reduced sex drive (libido)
- ▶ Sexual dysfunction (weak or few erections)
- ▶ Loss of body hair (less frequent shaving)
- ▶ Decreased bone strength
- ▶ Hot flushes/sweats

Less Specific Symptoms:

- ▶ Reduced muscle mass and strength
- ▶ Fatigue or decreased energy
- ▶ Depressed mood
- ▶ Increased body fat

Change your number. Turn it up.™

AndroGel 1.62% raises testosterone levels to the normal range with daily use in most men. In a clinical study of 274 hypogonadal patients, 82% of men who used AndroGel 1.62% every day for 16 weeks had their testosterone levels restored to normal compared to 37% of men who used placebo.

The testosterone in AndroGel 1.62% is similar to the testosterone your body makes naturally.

It's a clear, quick-drying, odorless gel that comes in a metered-dose pump and pocket-sized packets.

Remember, AndroGel 1.62% is not a cure for Low Testosterone (hypogonadism). Hypogonadism is a medical condition that typically needs ongoing treatment. Once you start using AndroGel 1.62%, stick with it—even if you start feeling better. If you stop, your testosterone levels may fall back to where they were before you started using AndroGel 1.62%.

The most common side effects of AndroGel 1.62% include increased prostate-specific antigen (a test used to screen for prostate cancer), mood swings, high blood pressure, increased red blood cell count, and skin irritation where AndroGel 1.62% is applied.

Before you use AndroGel 1.62%, tell your healthcare provider if you have breast cancer; prostate cancer; urinary problems due to enlarged prostate; heart, kidney, or liver problems; problems breathing while you sleep (sleep apnea); and/or have any other medical conditions.

AndroGel 1.62% is not meant for use in women.

Please see Important Safety Information, including WARNING on Secondary Exposure, on pages 26-27. Please see Full Prescribing Information, including Medication Guide, inside back cover pocket and discuss with your healthcare provider.

AndroGel 1.62% Safety Considerations

AndroGel can transfer from your body to others. This can happen if other people come into contact with the area where the AndroGel was applied. Signs of puberty that are not expected have happened in young children who were accidentally exposed to testosterone through skin-to-skin contact with men using topical testosterone products like AndroGel. Women and children should avoid contact with the unwashed or unclothed area where AndroGel has been applied. Patients must strictly follow the recommended instructions for use.

AndroGel must not be used in men with breast cancer, or who have or might have prostate cancer, or in women who are or may become pregnant or are breastfeeding. AndroGel can cause serious side effects, including worsening symptoms of an enlarged prostate; possible increased risk of prostate cancer; lower sperm count; swelling of the ankles, feet, or body; enlarged or painful breasts; problems breathing during sleep; and blood clots in the legs or lungs.

Making AndroGel 1.62% a part of your every day

AndroGel 1.62% is absorbed through the skin to help raise your testosterone levels. Daily use is important, as testosterone levels could fall back to where they were before you started your treatment in as few as 2-3 days.

So obviously sticking with your treatment every day is important. But we know you're busy, and this might seem like just another chore. A good way to remember to apply AndroGel 1.62% is making it part of your morning. A good time to apply AndroGel 1.62% is after you finish drying off from your morning shower. It should be applied to the parts of the shoulders and upper arms that will be covered by a short-sleeved T-shirt exactly as shown in the Medication Guide. You should not apply AndroGel 1.62% to any other parts of your body such as your stomach area (abdomen), penis, scrotum, chest, armpits (axillae), or knees.

It may take time to see your testosterone levels increase. AndroGel 1.62% raises testosterone levels as you continue therapy, so it's important to stick to the program unless serious side effects occur or you are instructed to discontinue use by a physician. Individual results vary, so your doctor will check your testosterone levels at certain times during therapy to track your progress, and may adjust your dose up or down depending on the results.

AndroGel 1.62% can cause serious side effects, including worsening symptoms of an enlarged prostate, possible increased risk of prostate cancer, lower sperm count, swelling of ankles, feet, or body, enlarged or painful breasts, problems breathing during sleep, and blood clots in the legs or lungs.

Working with your doctor to find the dose that's right for you


Your doctor will tell you how much AndroGel 1.62% to apply and how to apply it.

AndroGel 1.62% is a clear, quick-drying, odorless gel that comes in a metered-dose pump and pocket-sized packets. Talk to your doctor about which option is right for you.

It is important to schedule follow-up appointments with your doctor to ensure you are on the appropriate dose. Your doctor will check your testosterone levels at certain times during therapy and can adjust your dose by changing the amount of gel you apply daily. Remember to use AndroGel 1.62% exactly as your doctor tells you to and not to change your dose without instruction from your doctor.

AndroGel 1.62% must not be used in men with breast cancer, or who have or might have prostate cancer, or in women who are or may become pregnant, or are breastfeeding.

Where to apply



See the 4 steps to applying AndroGel 1.62% on pages 14-15.

Applying AndroGel 1.62% with the pump

Find your dose as prescribed by your physician

Number of pump presses	Daily dose of testosterone	Application method
1 pump press	20.25 mg	Apply 1 pump press to 1 upper arm and shoulder.
2 pump presses	40.5 mg	Apply 1 pump press to 1 upper arm and shoulder and then apply 1 pump press to the opposite upper arm and shoulder.
3 pump presses	60.75 mg	Apply 2 pump presses to 1 upper arm and shoulder and then apply 1 pump press to the opposite upper arm and shoulder.
4 pump presses	81 mg	Apply 2 pump presses to 1 upper arm and shoulder and then apply 2 pump presses to the opposite upper arm and shoulder.

The application sites and dosing for AndroGel 1.62% differ from other topical testosterone products.

Applying AndroGel 1.62% with the packets

Find your dose as prescribed by your physician

Number of packets	Daily dose of testosterone	Application method
One 20.25 mg packet	20.25 mg	Apply one 20.25 mg packet to 1 upper arm and shoulder.
One 40.5 mg packet	40.5 mg	Apply half of the 40.5 mg packet to 1 upper arm and shoulder and then apply the remaining amount to the opposite upper arm and shoulder.
One 40.5 mg and one 20.25 mg packet	60.75 mg	Apply one 40.5 mg packet to 1 upper arm and shoulder and then apply one 20.25 mg packet to the opposite upper arm and shoulder.
Two 40.5 mg packets	81 mg	Apply one 40.5 mg packet to 1 upper arm and shoulder and then apply one 40.5 mg packet to the opposite upper arm and shoulder.

Applying AndroGel 1.62% in 4 steps

Important:

First-Time Use of the Metered-Dose Pump

The AndroGel 1.62% pump needs to be primed prior to its first use. To prime the AndroGel 1.62% pump, slowly push the pump all the way down 3 times. Do not use any gel that came out while priming. Wash it down the sink to avoid accidental exposure to others. You do not need to prime the pump every day—only the first time you use it. Please refer to the Full Prescribing Information and Medication Guide in the back pocket of this brochure for complete details.

Safety Considerations

Women and children should avoid contact with the unwashed or unclothed area where AndroGel 1.62% has been applied. If a woman or child makes contact with the AndroGel 1.62% application area, the contact area on the woman or child should be washed well with soap and water right away. To lower the risk of transfer of AndroGel 1.62%, you should apply it only to your shoulders and upper arms, areas that will be covered by a short-sleeved T-shirt. Wash your hands right away with soap and water after applying. After the gel has dried, cover the application area with clothing until you have washed the application area well or have showered. If you expect another person to have skin-to-skin contact with your shoulders or upper arms, first wash the application area well with soap and water.

To see all 4 steps in action, check out the AndroGel 1.62% application video at www.androgelapplication.com

1 For the Pump

Your healthcare provider will tell you how many pump presses of AndroGel 1.62% to use. Once primed, press down firmly to dispense the gel, either into the palm of your hand or directly onto the application site.

For the Packet

Your healthcare provider will tell you which packet(s) to use. Tear open the packet(s) completely at the dotted line. Then squeeze, from the bottom to the top so you're sure the packet is empty, either into the palm of your hand or directly onto the application site.

For the Pump or Packet

Your healthcare provider may change your AndroGel 1.62% dose. Do not change your dose without talking to your healthcare provider.

2 Apply

It is best to apply AndroGel 1.62% at the same time every day—each morning—to clean, dry, intact skin (without cuts or scrapes). Apply only to areas that will be covered by a short-sleeved T-shirt.

These areas are the shoulders and upper arms.

Do not apply AndroGel 1.62% to any other parts of your body such as your stomach area (abdomen), penis, scrotum, chest, armpits (axillae), or knees.

3 Wash

Be sure to wash your hands well with soap and water right after you apply AndroGel 1.62%.

Avoid showering, swimming, or bathing for at least 2 hours after you apply AndroGel 1.62%.

4 Cover

AndroGel 1.62% is flammable until dry. Let the application site dry before smoking or going near an open flame. After the gel has dried, cover the application area with clothing.

You must strictly follow the recommended instructions for use.

Develop goals with your doctor

It may be things like applying your medication every day just as prescribed. Or scheduling routine follow-up appointments to get your testosterone levels checked. These are just some of the goals you and your doctor may identify for your treatment plan. No matter the specifics, it's important to work with your doctor to set a list of goals that are unique to you.

After you leave the doctor's office, keep in contact with your doctor over the next weeks and months to ensure you're following your plan. And if you're not reaching the goals you set, talk to your doctor about what the next steps should be.

To help you keep track of your goals, use the space below to write down the things that are important to you. Then share them with your doctor.

You may not see any difference soon after you start your treatment, but that's ok. Every guy is different. So it may take time for your testosterone levels to increase. It's important to stick with your daily application as testosterone levels could fall back to pre-treatment levels in just 2 to 3 days if you stop.

What are your goals?

Having questions is natural. Getting answers is the point.

Q: What can I expect after starting treatment with AndroGel 1.62%?

AndroGel 1.62% raises your testosterone levels as you continue therapy, so it may take time to see results. Individual results vary, so your doctor will check your testosterone levels at certain times during therapy to track your progress, and if needed, adjust your dose.

Q: How long will I have to stay on therapy?

There is no cure for Low Testosterone (hypogonadism). It's a medical condition that typically requires ongoing treatment. Be sure to follow your doctor's instructions for dosing and application. Testosterone levels typically fall back to pretreatment levels within 2 to 3 days of not using AndroGel 1.62%.

Q: What are the most common side effects?

The most common side effects of AndroGel 1.62% include increased prostate-specific antigen (a test used to screen for prostate cancer), mood swings, high blood pressure, increased red blood cell count, and skin irritation where AndroGel 1.62% is applied. For AndroGel 1.62% Important Safety Information, please see pages 26 and 27.

Q: What should I do after applying my AndroGel 1.62% dose?

Make sure to thoroughly wash your hands immediately with soap and water and cover the application site with a short-sleeved T-shirt after the gel has dried. Wipe down anything you touched before you washed your hands. Store your bottle of AndroGel 1.62% in a place out of reach of children, such as a medicine cabinet.

Q: What should I do after I wash my hands with soap and water?

Wait for the gel to dry and cover the application site with a short-sleeved T-shirt.

Q: Do I have to wash AndroGel 1.62% off before I have skin-to-skin contact with others?

To avoid transference, wash your shoulders and upper arms well with soap and water before having any skin-to-skin contact between the application area and another person.

Q: How do I dispose of AndroGel 1.62%?

You can throw away used AndroGel 1.62% pumps or packets in your household trash. Be careful to prevent accidental exposure to children, women, or pets.

Q: Will AndroGel 1.62% wash off if I go swimming?

Yes, so you should avoid showering, swimming, or bathing for at least 2 hours after you apply AndroGel 1.62%. This will allow your skin to absorb the maximum amount of your daily dose.

**Still have questions?
We're here to help.**

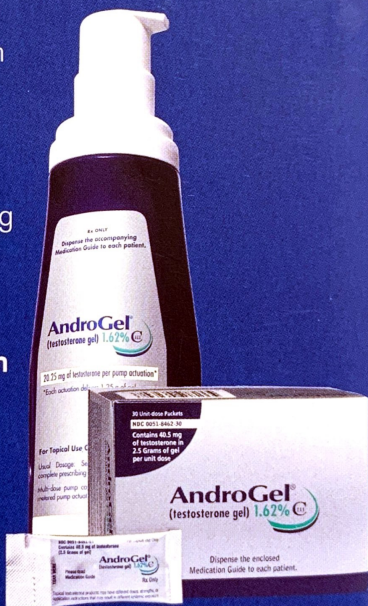
We also set up a hotline to help answer your questions about AndroGel 1.62% and Low Testosterone. Call **1-855-AGEL-162** to talk to a medical professional.

The RESTORATION PROGRAM

We can help with your prescription.

Want to pay as little as \$10 a month* for AndroGel 1.62%? Just follow these steps to activate your savings card.

1. Remove the savings card from the front of this brochure.
2. Go to www.androgelsavings.com or call **1-855-AGEL-162** to enroll in the program and activate your savings card.
3. After activating it, bring your savings card and prescription to the pharmacy to receive your monthly savings.
4. Bring your savings card with you each month when refilling your AndroGel 1.62% prescription. If you forget it, you can log on to www.androgelsavings.com to obtain a rebate form with your member ID number.



Products shown are not actual size.

Please see Important Safety Information, including WARNING on Secondary Exposure, on pages 26-27. Please see Full Prescribing Information, including Medication Guide, inside back cover pocket and discuss with your healthcare provider.

*Eligibility restrictions apply. See savings card for details.

abbvie

AndroGel[®]
(testosterone gel) 1.62% C^{III}