

AQUABLATION[®]

Therapy by PROCEPT BioRobotics

FOR THE **MAN** NOT JUST HIS **PROSTATE**



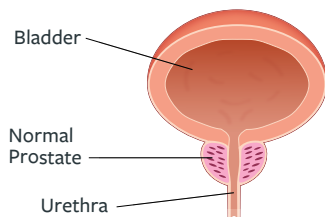
Long-lasting BPH Relief with Low Rates
of Irreversible Complications^{1,2}

WHAT IS BPH

Benign Prostatic Hyperplasia (BPH), or an enlarged prostate, is a prostate that has grown to be larger than normal. BPH is not prostate cancer. As the prostate grows, it may constrict the urethra, making it difficult to urinate and/or apply pressure on the bladder, causing it to weaken and have difficulty emptying.

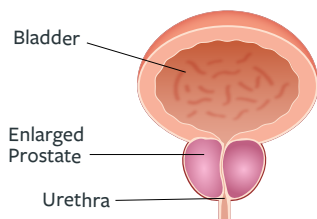
NORMAL PROSTATE

Urine flows normally from the bladder, through the prostate and out of the body.



ENLARGED PROSTATE

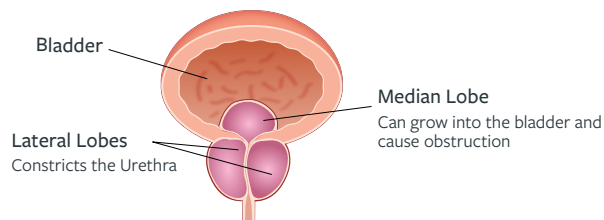
An enlarged prostate makes it difficult to urinate normally



SIZE AND SHAPE OF THE PROSTATE

Prostates have a few lobes, each of which can grow and cause blockage. It may be important to find out if you have an obstructive median lobe.

ENLARGED PROSTATE WITH OBSTRUCTIVE MEDIAN LOBE



HOW DOES BPH IMPACT ME

BPH may cause two kinds of symptoms that can impact your quality of life

- Ability to hold urine – causing you to search for bathrooms throughout the day or to wake up several times a night
- Emptying your bladder – causing you to push or strain when urinating or to have a weak stream that starts and stops a lot

If BPH symptoms are left untreated, bladder and kidney function may be impacted over time.³ Additionally, using medications for a long time to manage BPH symptoms increase risk of heart failure and dementia.^{4,5}

Choosing a treatment option can be overwhelming, as it often forces men to compromise in some way. This could mean not responding well to medication, getting limited relief, having a long recovery time, or even having issues with sexual function.



“I waited way too long before I got any help. It was horrible. For years I was literally waking up 5-6 times every night to go to the bathroom.”

83%

MEN WITH BPH ARE NOT WILLING TO SACRIFICE SEXUAL FUNCTION FOR SYMPTOM RELIEF WITH SURGERY⁶

3 in 4

MEN WITH BPH FEEL THAT SURGERY REQUIRES A TRADEOFF BETWEEN SYMPTOM RELIEF AND SIDE EFFECTS⁶

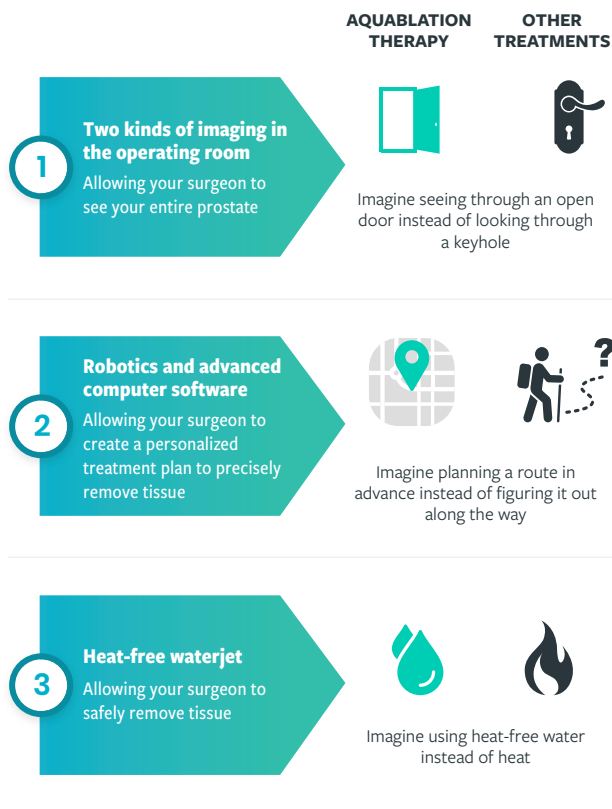
1 in 2

MEN WITH BPH DO NOT REALIZE HOW IMPORTANT MAINTAINING SEXUAL FUNCTION WAS TO THEM BEFORE SURGERY⁶

WHAT IS AQUABLATION THERAPY

An advanced, minimally invasive treatment for BPH that uses imaging, robotics, and a heat-free waterjet to provide long-lasting relief with low rates of complications.^{1,2,7}

WHAT MAKES AQUABLATION THERAPY UNIQUE

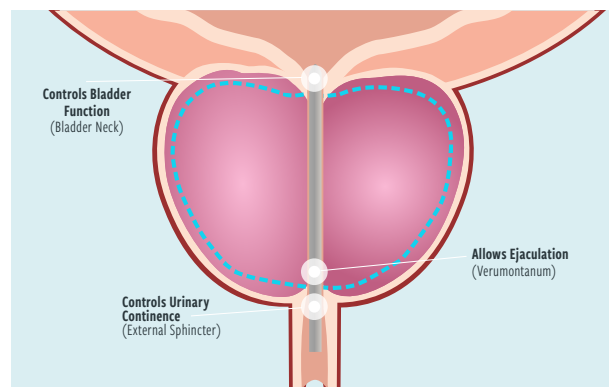


HOW DOES AQUABLATION THERAPY WORK

STEP 1:

CREATING A SURGICAL MAP

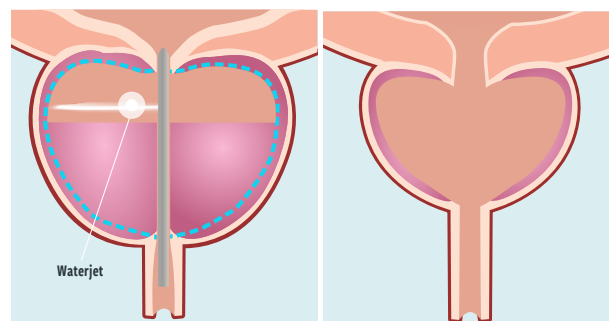
Your surgeon will identify important anatomy that maintains sexual function and continence to create a personalized treatment plan, shown by the blue dotted line. The tissue inside the dotted line will be removed while the tissue outside will be left in place.



STEP 2:

REMOVING THE PROSTATE TISSUE

Once the plan is created, a robotically-controlled, heat-free waterjet removes the prostate tissue. This robotic technology ensures the prostate tissue is removed precisely, consistently, and predictably.



Waterjet Removing Tissue

Treated Prostate

This depiction is for illustrative purposes only and does not indicate clinical performance. Patient responses can and do vary.

WHAT RESULTS CAN I EXPECT

Clinical studies have shown that Aquablation therapy offers significant symptom relief and low rates of irreversible complications across prostates of all sizes and shapes.⁷

16

Point IPSS improvement
(BPH symptom score)

2x

Improvement in flow of urine

10 / 10

Men preserve continence

10 / 10

Men preserve erections

9 / 10

Men preserve ejaculation



“There were two things that led me to choose Aquablation therapy. First, the lack of heat was key, as I knew heat was associated with undesirable side effects. And second, pairing the skill of my urologist with robotics ensured that the precision necessary for this procedure was there.”



“Aquablation therapy was the surgery that fixed me. I knew right away that it was working.”



“Aquablation was life-changing, and it gave me my freedom back. I made the right decision”

VISIT AQUABLATION.COM

- Hear what other men like you, who have been impacted by BPH, have to say about their success with Aquablation therapy.
- Learn why other men have weighed their treatment options, and have chosen Aquablation therapy—taking back what they love most about life without compromising themselves to get there.
- Take the **BPH Symptom Quiz** to see how severe your symptoms are.
- Take the **Sexual Function Quiz** to determine how important sexual function is to you.



QUESTIONS TO ASK YOUR DOCTOR

How big is my prostate, what is the measurement?

Does my prostate have a lobe protruding into the bladder?

Will I maintain sexual function and get significant symptom relief with medications or other procedures?

References

1. Gilling P. et al. Three-year outcomes after Aquablation therapy compared to TURP: results from a blinded randomized trial. *Can J Urol*. 2020 Feb
2. Zorn K. et al. Aquablation therapy in large prostates (80–150 cc) for lower urinary tract symptoms due to benign prostatic hyperplasia: WATER II 3-year trial results. *BJUI Inter*. 2021 Oct
3. Tubaro A. et al. Early treatment of benign prostatic hyperplasia. *Drugs Aging*. 2021 August
4. Lusty A. et al. Cardiac Failure Associated with Medical Therapy of Benign Prostatic Hyperplasia: A Population Based Study. *J Urol*. 2021 May
5. Bortnick E. et al. Long-term Consequences of Medical Therapy for Benign Prostatic Hyperplasia *Rev Urol*. 2019
6. Not published. Data available upon request at PROCEPT BioRobotics Corporation
7. Elterman D. et al. Meta-analysis with individual data of functional outcomes following Aquablation for lower urinary tract symptoms due to BPH in various prostate anatomies. *BMJ Surg Interv Health Technologies*. 2021 Jun

Disclaimers: Content on this brochure is for informational purposes only and does not constitute medical advice and should not be used for medical diagnoses. PROCEPT BioRobotics recommends that you consult with your physician on all matters pertaining to your health or to address any clinical/medical questions. Aquablation.com is a website sponsored by PROCEPT BioRobotics.

Risk & Safety Information: All surgical treatments have inherent and associated side effects. The most common side effects are mild and transient and may include mild pain or difficulty when urinating, discomfort in the pelvis, blood in the urine, inability to empty the bladder or a frequent and/or urgent need to urinate, and bladder or urinary tract infection. Other risks include ejaculatory dysfunction and a low risk of injury to the urethra or rectum where the devices gain access to the body for treatment. For more information about the potential side effects and risks associated with Aquablation therapy for Benign Prostatic Hyperplasia (BPH) treatment, speak with your urologist or surgeon. No claim is made that the AQUABEAM Robotic System will cure any medical condition, or entirely eliminate the diseased entity. Repeated treatment or alternative therapies may sometimes be required.

Indications for Use: United States and Hong Kong

The AQUABEAM Robotic System is intended for the resection and removal of prostate tissue in males suffering from lower urinary tract symptoms due to benign prostatic hyperplasia.

Indications for Use: Rest of World

The AQUABEAM Robotic System is intended for the resection and removal of prostate tissue in males suffering from lower urinary tract symptoms.



PROCEPT BioRobotics Corporation
900 Island Drive, Ste 101
Redwood City, CA 94065 United States
www.procept-biorobotics.com

© 2022 PROCEPT BioRobotics Corporation. All rights reserved.
AQUABLATION, AQUABEAM, and PROCEPT BioRobotics are the
registered trademarks of PROCEPT BioRobotics Corporation.

MLO317.B